

Best
Selection



●●● **sanwacompany**

くらしを楽しく、美しく。

●●● **sanwa**company

BRAND PROMISE

sanwacompany Brand ensure “A Space that continues to Inspire”



●●● **sanwacompany**



1. Company Introduction

▶ 5~10

2. System Kitchen

▶ 11~48

3. Compact Kitchen

▶ 49~68

4. Vanity- Washbowl

▶ 69~97

5. Bath – Door - Storage

▶ 98~121

Company Introduction

Founded in 1979, in Osaka, Japan, **sanwacompany** is a Japanese housing equipment and building materials company with an in-house design team and an e-commerce website.


We provide a variety of household appliances for personalizing your space, such as kitchens, washbasins, baths, fixtures, and exterior housing materials as well as building materials such as tiles, bricks, flooring, natural stones, and glass.

sanwacompany's original products are developed around the design concept of "minimalism" have a high international reputation and have garnered numerous design awards.

- **Company name:** sanwacompany ltd.
- **Address:** 21F, 19-19, Chayamachi Kita-Ku, Osaka, 530-0013, Japan
- **Founded:** August 22, 1979
- **Website:** <https://info.sanwacompany.co.jp/en/>



Company Introduction



Strength 1:

Internationally Recognized Design

Sophisticated design products are essential to provide a stylish space. Our in-house products that are developed around the design concept of “minimalism” have a high international reputation and have garnered numerous design awards. This includes the “Salone del Mobile. Milano Award” at the Milano Salone International Furniture Fair in 2018, where **sanwacompany** was honored to be the first Asian company to receive the award.

Company Introduction



WASHROOM



KITCHEN



BATH



DOOR&PARTITION



STONE



EXTERIOR



MATERIAL



WROUGHT IRON



FLOOR & WALL TILE



FLOORING



WOOD DECK



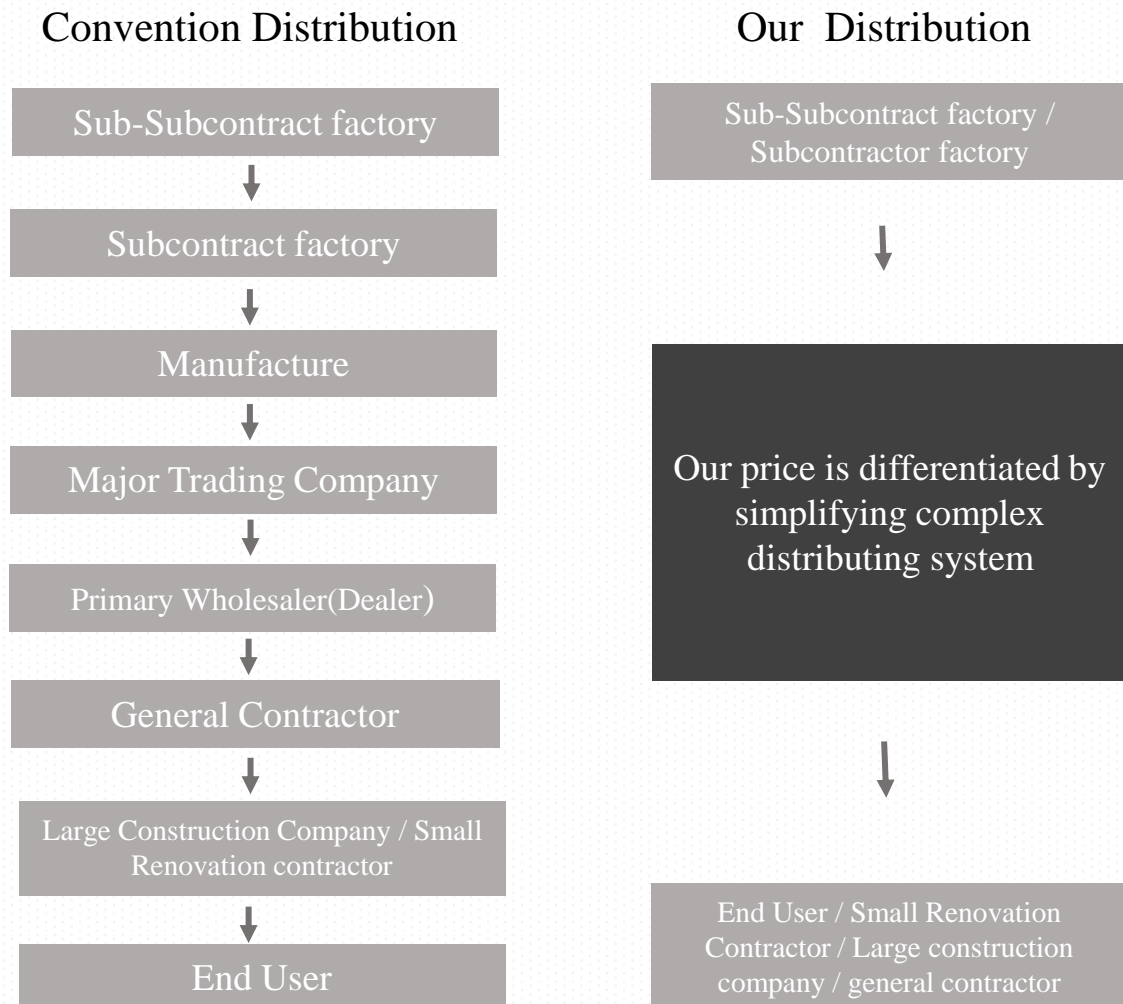
WALL MATERIAL

Strength 2:

Variety of Products for Total Coordination of Your Space

sanwacompany offers a wide selection of products for personalizing your space, many of which are rarely seen in typical houses built for sale. Our main lines are modular kitchens, washbasins, baths, and other products all developed in-house, as well as products selected from manufacturers all over the world to be sold exclusively through **sanwacompany**.

Company Introduction



※Especially in Japan

Strength 3:

Innovating the Industry with “One Price” for All Customers

We have defied conventions of the general building industry by offering products at the same price under the same conditions regardless of who purchases them, bypassing intermediaries that increase costs.

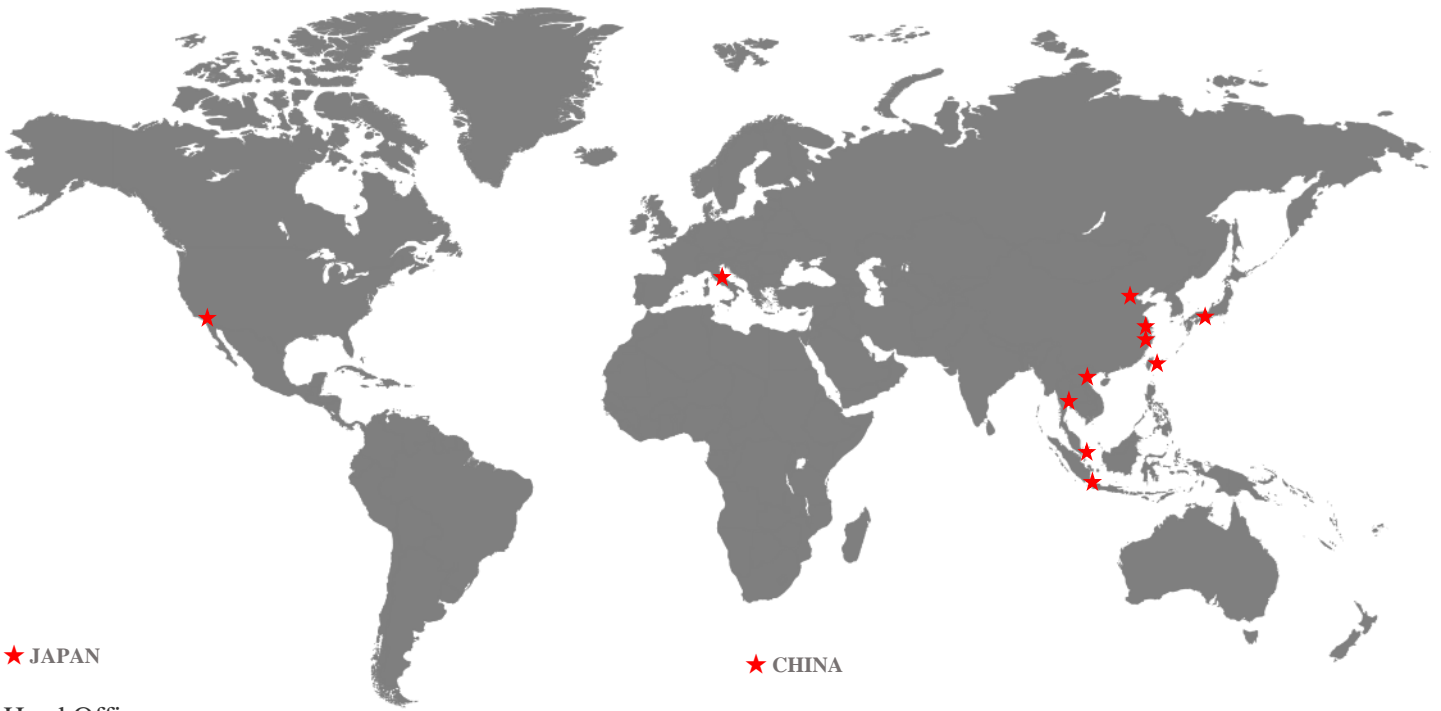
By simplifying the complicated distribution process, we eliminate the ambiguity in sales price, offer easy-to-understand pricing and reasonably process high-quality products.

Company Introduction



Exhibition at Milano Salone

The largest international furniture trade fair in the world, “Salone del Mobile Milano” is held in Milan, Italy. This event not only enhanced our brand value but also provided a trigger for expanding our overseas business. **sanwacompany** exhibited at a biannual event “EuroCucina” (International Kitchen Exhibition) in this fair in 2016 and subsequent 2018, presenting sanwacompany brand to the world.



★ JAPAN

Head Office
sanwacompany ltd.

Address:
19-19-21F, Chayamachi Kita-Ku, Osaka, 530-0013, Japan
Website: <https://info.sanwacompany.co.jp/en/>
Mail: global@sanwacompany.co.jp

★ INDONESIA

Distributor
PT.HOU-TECH TRADING

Tel: +62 813 3456 7412
Address: RUKAN GOLF ISLAND BLOK I
NO.2 Jalan Pulau Maju Besama Pantai, Indah Kapuk Penjaringan,
Jakarta Utama, DKI Jakarta 14470
Mail: saktyrajasa@gmail.com

★ TAIWAN

Distributor
Watanabe Pipe Taiwan Co., LTD

Address:
7F.-4, No.141, Sec. 1, Keelung Rd., Xinyi Dist., Taipei City,
Tel: +886 2 2768 2929

Distributor
You Hing International Co., Ltd.

Address:
No. 3, Daan Road, Shulin District, New Taipei City
Tel: +886 915156507

★ THAILAND

Distributor
The Selective Company Ltd.

Address:
<office> 637/1 Promphan 1 Building, 4th Floor (406-407), Lat Phrao
Road, Chom Phon, Chatuchak, Bangkok 10900
<showroom> 1035 (room714 B building) Phloen Chit Rd, Lumpini,
Pathum Wan, Bangkok 10330
Tel: +66 0 9 5662 9239
Website: <https://www.the-selective.co/>
Mail: info.theselective@gmail.com

★ CHINA

Distributor

Hangzhou Sanwu Decoration Technology Ltd.

Address: <showroom>
Room1104, Bosheng Building, 1912 Binxing Road,
Binjiang District Hangzhou, CHINA
Tel: +86 4006358135

Shanghai Sanwu Architectural Design Co., Ltd.

Address: <showroom>
No.1108, Zhenbei Road, Putuo District, Shanghai,
China Red Star Macalline, South Building-B8218
Tel: +86 13917732013

Ningbo Xiyun Technology Co., Ltd.

Address: <showroom>
1st Floor, Fuyue City, Nanmen Street, Haishu District, Ningbo City
Tel: +86 15869360809

★ USA

Branch

sanwacompany USA Inc.

Address:
21221 S Western Ave UNIT 215, Torrance, CA 90501
Mail: global@sanwacompany.co.jp

Distributor

NIKKA U.S.A. CORP.

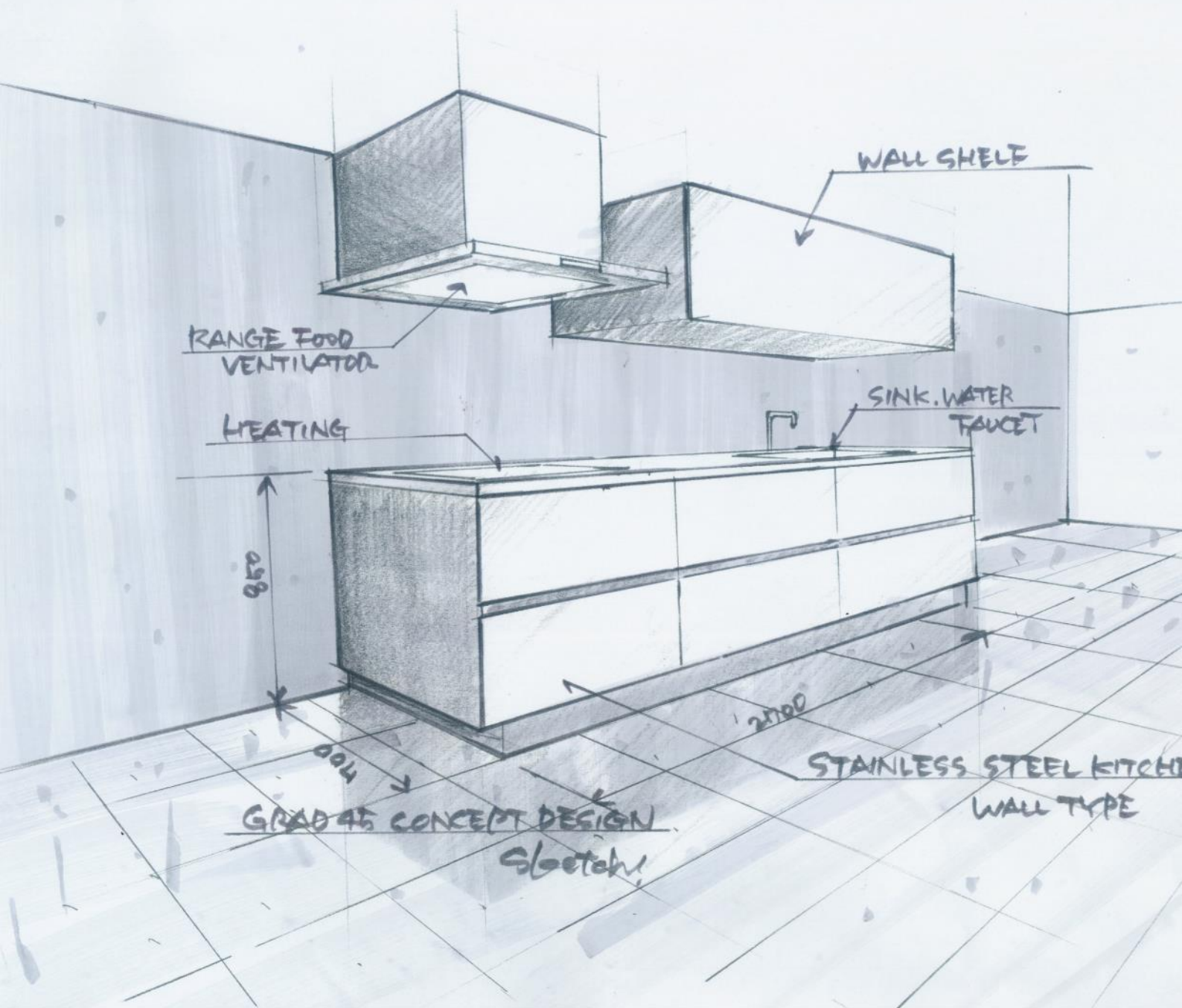
Address: <showroom>
18541 Hawthorne Blvd. Torrance, CA 90501
Tel: +1 310 616-5211

★ SINGAPORE

Distributor

Retro Colony Pte Ltd.

Address:
<showroom> 2nd Floor, 19 Niven Road Singapore 228366
Tel:+65 6259 2609
Website: <https://www.retrocolony.com/>
Mail: sales@retrocolony.com



SYSTEM KITCHEN

●●● sanwa company

System Kitchen Line-up



Grad LX




Grad 45



Elevato EX



Elevato



Witte



Osso



Kubire Kitchen



Plain-K Midium

Grad LX

| System Kitchen

Made in JAPAN



Grad Series top-end model in pursuit of high-quality beauty

“GRAD LX” is a series that pursues even higher quality beauty in addition to the sophisticated design of “GRAD 45”, which is popular for its all-stainless-steel design.

Grad LX

| System Kitchen

Made in JAPAN



Ceramic stone
worktop
combines beauty
and functionality



Worktop thickness is only 0.47inch (12mm). By making it as thin as possible, it brings out the black color and gives it a solid impression. It creates a solid impression that accentuates the black color.



Dishwashers of the brand of your choice can be incorporated.



Large capacity drawers for pots, bowls, seasonings, etc. are equipped with silent rails that open and close quietly.

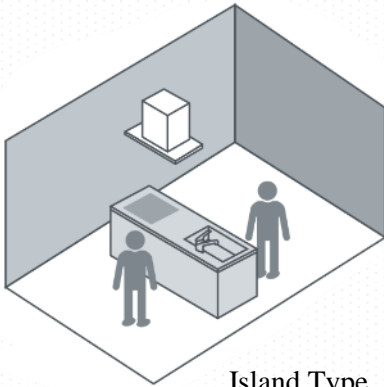


A stylish square-corner stainless sink that showcases Japanese craftsmanship. The sink can be installed on the left side, or on the right side.

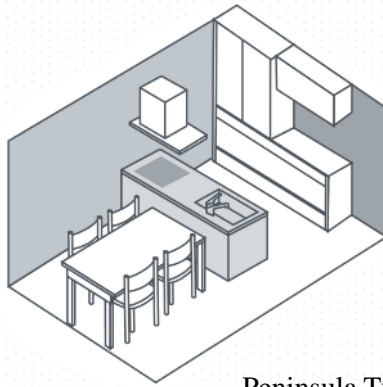
Size	Width : 82.6 / 94.4 / 100.3 / 106.2inch (2100 · 2400 · 2550 · 2700mm) Height : 31.4 / 33.4 / 35.4inch (800 · 850 · 900mm) Depth : 25.5 / 26.3 / 35.4inch (650 · 670 · 900mm)
Type	Wall type / island type / peninsula type
Finishing Touch	Sink Width: 31.4inch(800mm) Depth: 7.48inch(190mm) Depth: 16.5inch(420mm)
	Door leaf Stainless steel (SUS443J1, acrylic silicone resin coating)
	Drawer (Silent Rail) Base cabinet Opening (with dining side storage only) / Stainless steel (SUS443J1) hairline
	Wall Cabinet Flip-up/stainless steel (SUS443J1) hairline

Kitchen choosing

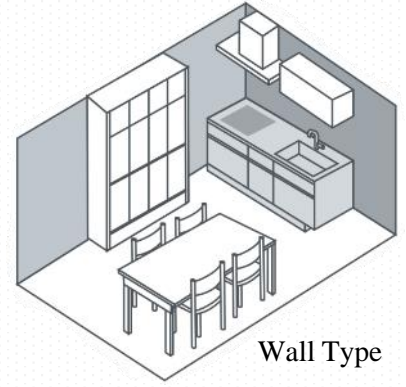
1. Layout



Island Type

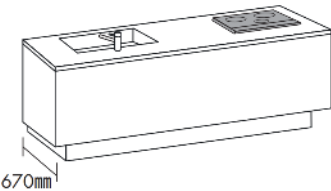
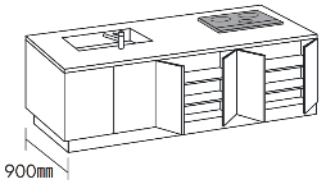


Peninsula Type



Wall Type

2. Plan

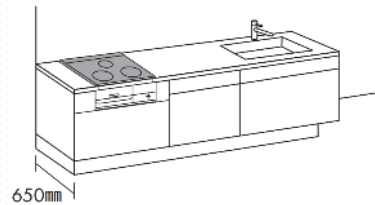


Island Type	Peninsula Type
82.6 inch (W2100mm)	82.6 inch (W2100mm)
94.5 inch (W2400mm)	94.5 inch (W2400mm)
100.4 inch (W2550mm)	100.4 inch (W2550mm)
106.3 inch (W2700mm)	106.3 inch (W2700mm)



Island/ Peninsula Type with front storage

Island Type	Peninsula Type
82.6 inch (W2100mm)	82.6 inch (W2100mm)
94.5 inch (W2400mm)	94.5 inch (W2400mm)
100.4 inch (W2550mm)	100.4 inch (W2550mm)
106.3 inch (W2700mm)	106.3 inch (W2700mm)

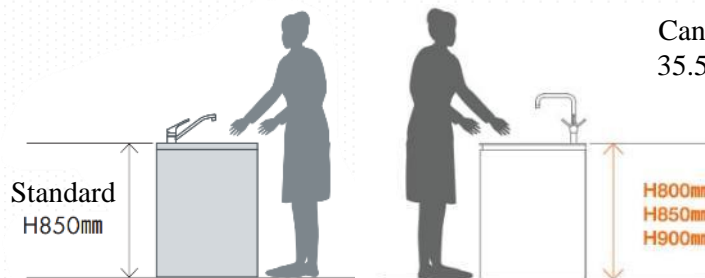


Wall Type
82.6 inch (W2100mm)
94.5 inch (W2400mm)
100.4 inch (W2550mm)
106.3 inch (W2700mm)

3. Kitchen height

Ideal kitchen height

$$\text{(Height)} \div 0.78\text{inch} + 0.98\text{inch} \sim 1.96\text{inch} \text{ (} 2+2.5 \sim 5\text{cm)}$$



Can be adjusted to 31.5 inch or 35.5 inch (800 or 900mm) with additional charge

4. Width



W2100mm
W 82.6 inch

W2400mm
W 94.4 inch

W2550mm
W 100.3 inch

W2700mm
W 106.2 inch

Grad 45

| System Kitchen

Made in JAPAN



A Stainless-steel System Kitchen Combines Functionality with Beauty

“Glad45” an original system kitchen to enjoy the beauty of all stainless steel, is packed with the commitment of the sanwacompany. This stainless kitchen would change to hi-graded atmosphere in your living space.



Grad 45

The entire surface is made of stainless steel, and the design is designed to eliminate the waste and highlight the upper texture of the material. The door and side panels are processed so as not to see the small part, and processing is thoroughly taken care of, so that the image is clean and thorough.

Worktop Finish



Hairline Finish



Vibration Finish


Kitchen Color



Hairline Finish




Vibration Finish



Matte Black Finish

Because it is all stainless steel, it is hard to generate mold and can be used cleanly. In addition, it is possible to select vibration finish or matte black finish as an option, or to incorporate a dishwasher from an overseas manufacturer.

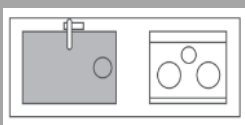
Grad 45



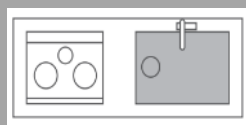
From the luxurious feel of the stainless steel to the 45° cuts on the corner joints, the attention to detail brings the best of this clean, simple design. Large and easy-to-use designs storage drawers



Fits well with W 17.7inch / 23.6inch (450/600) dishwasher



Left side




Right side

A stylish square-corner stainless sink that showcases Japanese craftsmanship. The sink can be installed on the left side, or on the right side.



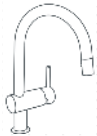
All-stainless-steel, including front side cabinet. It has a beautiful design like a mirror while having sufficient storage capacity.



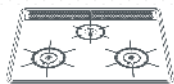
Size	Width: 70.8inch (no dishwasher setting), 82.5 / 94.4 / 100.3 / 106.2inch Height: 31.4 / 33.4 / 35.4inch Depth: 25.5 / 26.3 / 35.4inch	
Type	Wall type / island type / peninsula type	
	Worktop	Stainless steel (SUS304) hairline, vibration
	Sink	Stainless-steel (SUS304) Hairline /Vibration Finish Damping Sink : (W70.8) L:21.6inch D: 7.48inch W:16.5inch (W82.6~) L:31.4inch D: 7.48inch W:16.5inch
Finishing touches		Length: 31.4inch Width: 7.48inch Depth: 16.5inch
	Door leaf	Hairline: Stainless steel (SUS443J1) Vibration: Stainless steel (SUS304) Black color: Stainless steel (SUS443J1, acrylic silicon resin coating)
	Base cabinet	Drawer (Silent Rail) Opening (with dining side storage only) Stainless steel (SUS443J1) hairline
	Wall Cabinet	Flip-up/stainless steel (SUS443J1) hairline

Option

Faucet



Cooker



Gas cooker



IH cooker

Flexible install surfaces for Induction or Gas cooker

Range hood



Dishwasher



Wall Cabinet



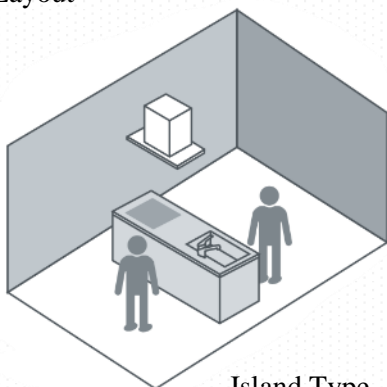
Grad 45 Cupboard

made in Japan

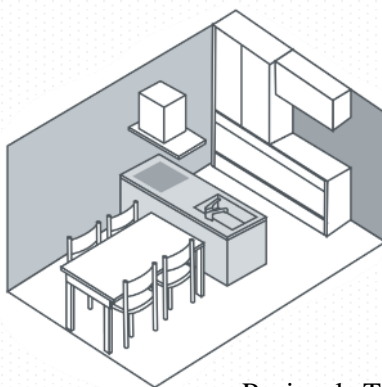


Kitchen choosing

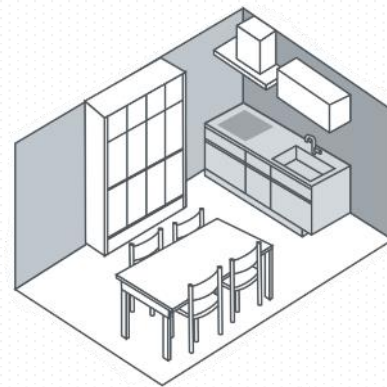
1. Layout



Island Type

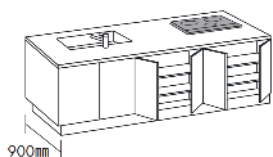


Peninsula Type



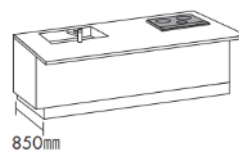
Wall Type

2. Plan



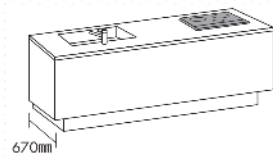
With Back wall Double-Door Cabinets

Island Type	Peninsula Type
82.6 inch (W2100mm)	82.6 inch (W2100mm)
94.5 inch (W2400mm)	94.5 inch (W2400mm)
100.4 inch (W2550mm)	100.4 inch (W2550mm)
106.3 inch (W2700mm)	106.3 inch (W2700mm)



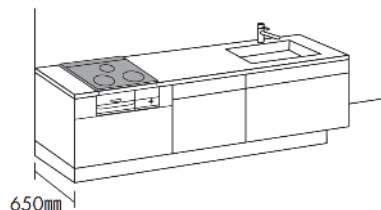
With Counter

Island Type	Peninsula Type
82.6 inch (W2100mm)	82.6 inch (W2100mm)
94.5 inch (W2400mm)	94.5 inch (W2400mm)
100.4 inch (W2550mm)	100.4 inch (W2550mm)
106.3 inch (W2700mm)	106.3 inch (W2700mm)



Without Back wall Double-Door Cabinets

Island Type	Peninsula Type
82.6 inch (W2100mm)	82.6 inch (W2100mm)
94.5 inch (W2400mm)	94.5 inch (W2400mm)
100.4 inch (W2550mm)	100.4 inch (W2550mm)
106.3 inch (W2700mm)	106.3 inch (W2700mm)



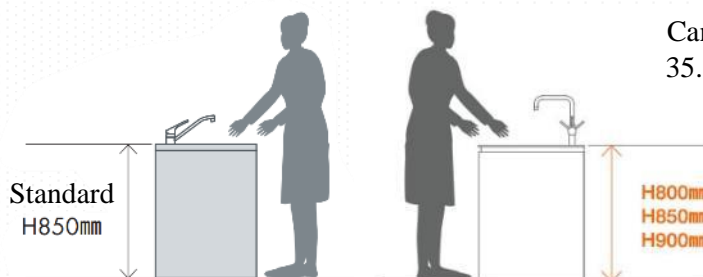
Wall Type

82.6 inch (W2100mm)
94.5 inch (W2400mm)
100.4 inch (W2550mm)
106.3 inch (W2700mm)

3. Kitchen height

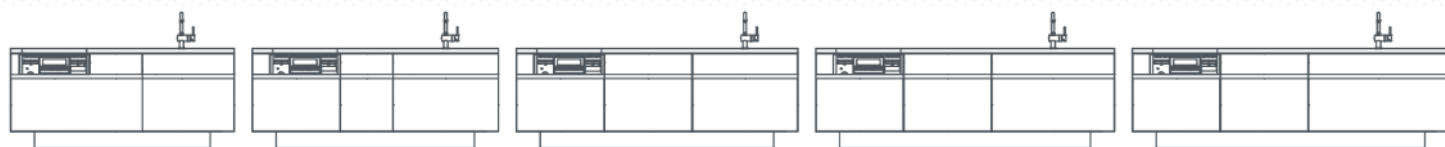
Ideal kitchen height

$$\begin{aligned} & (\text{Height}) \div 0.78\text{inch} \\ & +0.98\text{inch} \sim 1.96\text{inch} \\ & (2+2.5 \sim 5\text{cm}) \end{aligned}$$



Can be adjusted to 31.5 inch or 35.5 inch (800 or 900mm) with additional charge

4. Width



W1800mm

W 70.8 inch

W2100mm

W 82.6 inch

W2400mm

W 94.4 inch

W2550mm

W 100.3 inch

W2700mm

W 106.2 inch

Construction Portfolio



Construction Portfolio



Witte

| System Kitchen

- Made in Japan
- ©Made to order
- Size can be specified
- Lead time : 2month~

From a showing-off to an attractive kitchen

"Witte" has achieved high design at a price range that is easy for many people to reach.



While valuing the realistic texture, we are particular about the beauty of the details and finished it in the ultimate minimal design with outstanding edges. The floating style floats in the air creating a lightness that doesn't become too heavy. It is a kitchen that will become the standard in the future, sublimating the Living-Dining-Kitchen room into a space that people want to gaze at.



12 color variations in pursuit of a realistic texture

The main body of the kitchen is available in 6 colors that express a solid feeling like mortar, an aging feeling like rusted metal, and aged wood grain. The handle and architrave are available in two colors: silver and black for a sharper impression. Please enjoy the coordination that matches the interior by combining them freely.

Kitchen Color



Cement Silver



Metal Black



White



Allegro Wood



Cafe Wood



Gray wood

Handle • Plinth Color



Silver

Black

Worktop Finish



Hairline

Vibration



1. Square sink

The sink also pursues a minimal design. It has a stylish finish with a square form that suppresses the roundness of the corners.

2. Storage cabinets on the both front and back side

In the face-to-face plan, we have a 915 mm depth type with a storage space on the dining side..

3. Fastening process to create sharp edges

The corners are cut at an angle of 45 degrees and welding joint together to create a beautiful edge while consolidating the lines into a single line.

4. Sufficient storage space

The drawers are wide and deep enough to accommodate pots and cooking utensils. Since it can be pulled out by hand, there is no need for a handle, and the appearance is neat.



[Worktop] Stainless steel (SUS304) hairline, vibration
 [Sink] Stainless steel (SUS304) Hairline/Silent sink/
 Size: L29.9(760) x W16.1(410) x D7.67inch(195 mm)
 [Door] Olefin sheet pasted / handle specification
 [Base cabinet] Drawer (silent rail), opening
 (dining side storage only: push open)
 <Exterior> Door same surface material finish
 <Interior> Decorative perch
 <Plinth> Silver: PET sheet, Black: Olefin sheet
 [Wall Cabinet] Opening
 <Exterior> Door same surface material finish
 <Interior> Decorative perch
 [Country of origin] Japan

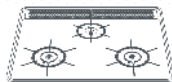
Option

Faucet



Wide range of products such as shower head faucet or water filter faucet.

Cooker




Flexible install surfaces for Induction cooker or Gas cooker

Range hood



Range hoods with excellent design and full functions for each plan.

Dishwasher



Kitchen Dresser

made in Japan



Construction Portfolio



Elevato EX

| System Kitchen

- **Made in Japan**
- **©Made to order**
- **Size can be specified**
- **Lead time : 2month~**

Top model designed to international standards

The kitchen is equipped with a dining side storage area with plenty of storage space. Cookers, range hoods, dishwashers and etc. can be chosen from world-standard appliances.





Elevato EX



1. The sink is 31.4inch (80cm) wide and has spacious size, making it easy to use. The corners are curved by 0.39inch (10mm), and the drainage is excellent. In addition, the arched side panels and stainless-steel worktop have a unified thickness of 4cm.



2. The standard island and peninsula type has a convenient back of storage cabinets, provides convenient space to display and store dishes, cookbook... When closing the door, it will fit neatly into the interior.

3. Equipped with a hidden integrated outlet
An outlet is secretly installed in back-of- storage cabinets for more convenient in case using a hot plate or tabletop IH on the dining table.




Kitchen Color



Mirror white Mirror black Matte white Wood grain white

Worktop Finish



Hairline Artificial marble Vibration

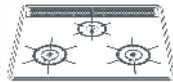
Option

Faucet



Wide range of products such as shower head faucet or water filter faucet.

Cooker



Flexible install surfaces for Induction cooker or Gas cooker

Range hood



Range hoods with excellent design and full functions for each plan.

Dishwasher



[Worktop] Stainless steel (SUS304) hairline, stainless steel (SUS304) vibration, artificial marble white

[Sink] Stainless steel (SUS304) Hairline/Silent sink

Sink size: L31.4 x 16.5 x D 7.48inch (800 x 420 x D190mm)

[Door] <Mirror white/Mirror black> PVC sheet attached <Matte white/Wood grain white> Olefin sheet attached/handle specifications

[Base cabinet] Drawer (silent rail), opening (dining side storage only: push open) / <Exterior> Door same finish <Interior> Color veneer

[Wall Cabinet] Raised

<Exterior> Door same finish <Interior> Color veneer

[Country of origin] Japan



Design by En.Architecture+Design



Design by Live Estate

Construction Portfolio



Design by Studio Blanc



Design by DECO DESIGN. Co., Ltd.

Elevato

| System Kitchen

- Made in Japan
- ©Made to order
- Size can be specified
- Lead time : 2month~

High-grade model with attention to detail

A high-end model with attention not only to detail but also to the user experience.

The 2.36inch (6 cm) thick stainless-steel worktop and large sink are installed by our highly skilled craftsmen. The storage that uses Blum's soft close drawer rails can be closed quietly and has enough storage capacity to clean up small items around the kitchen. The height of the drawers and materials such as stainless steel and mirror sheets (only the mirror type is used) make it easy to clean the kitchen.







1. All 2.36 inch (6 cm) thick stainless-steel worktop is handmade

From cutting, bending, welding to polishing, Japanese craftsmen carefully finish each piece.

Drawer with excellent storage capacity

In addition to the inner drawer that makes good use of dead space, the worktop is equipped with a small drawer for cutlery (knives, forks, spoons) and chopsticks

2. Highly acclaimed by professionals, the spacious sink is craftsmanship

The 31.4 inch (80 cm) wide square sink was made by a craftsman who produces professional kitchens, and the craftsmanship shines.



30 cm high plinth for convenience

The plinth is made 11.8 inch (30 cm) to become a shallow drawer storage. This reduces the forward bending angle of the person who cooks every day and reduces the burden on the lower back.

Kitchen Color



Mirror white Mirror black Matte white Wood grain white

Worktop Finish



Hairline Artificial marble Vibration

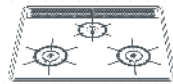
Option

Faucet



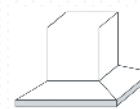
Wide range of products such as shower head faucet or water filter faucet.

Cooker



Flexible install surfaces for Induction cooker or Gas cooker

Range hood



Range hoods with excellent design and full functions for each plan.

Dishwasher



[Worktop] Stainless steel (SUS304) hairline, stainless steel (SUS304) vibration, artificial marble white
 [Sink] Stainless steel (SUS304) Hairline/Silent sink
 Sink size: L31.4 x 16.5 x D7.48 inch (L800 x W420 x D190 mm)
 [Door] <Mirror white/Mirror black> PVC sheet attached
 <Matte white/Wood grain white> Olefin sheet attached/handle specification
 [Base cabinet] Drawer (silent rail)
 <Exterior> Door same finish <Interior> Color veneer
 <Baseboard> Stainless steel (SUS304) hairline
 [Wall Cabinet] Raised
 <Exterior> Door same finish <Interior> Color veneer
 [Country of origin] Japan

Osso

| System Kitchen

- Made in Japan
- ©Made to order
- Size can be specified
- Lead time : 2month~

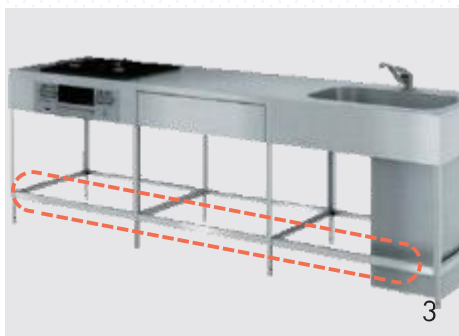
Simple form stands out

All stainless steel* frame kitchen

The simple design with the minimum necessary functions makes the kitchen look sleek and sophisticated. It is also attractive that you can arrange it according to your lifestyle, such as adding shelf boards and installing storage. Also, in addition to the stain-resistant stainless steel, the breathability and ease of cleaning unique to the frame kitchen allow you to keep it clean at any time. It is a kitchen with a high interior quality that meets the needs of users.







1. Sophisticated all-stainless

The material is stainless steel with a sense of luxury and cleanliness. The hairline finish moderates the luster and gives it a more sophisticated impression.

2. Don't show extra lines

There are no seams or steps between the sharp framework top and the curtain board, giving a clean impression. The texture of stainless steel stands out.

3. Removable front frame

You can freely use the space under your feet by removing the frame. * The parts that can be removed differ depending on the installation type.

4. Efficient use of space (optional)

By adding a punching bottom counter, cooking utensils can be neatly stored.






Osso is a fully custom-built stainless steel system kitchen from Japan with various layouts and options to choose from.



[Worktop] Stainless steel (SUS304) hairline
 [Sink] Stainless steel (SUS304) Hairline/Silent sink/
 Sink size: <Press> L29.5 x W15.7 x D 7.48inch
 (L750 x W400 x D190mm)
 <Handmade> L27.5 x W16.5 x D 7.48inch
 (L700 x W420 x D190mm)
 W70.8: L21.6 x 16.5 x 7.48inch
 (W1800: L550 x W420 x D190mm)
 [Frame/pipe cover] Stainless steel (SUS443J1) hairline
 [Drawer] Silent rail
 [Country of origin] Japan

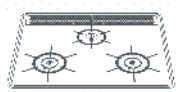

Option

Faucet



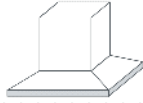
Wide range of products such as shower head faucet or water filter faucet.

Cooker


Flexible instal l surfaces for Induction or Gas cooker

Range hood



Range hoods with excellent design and full functions for each plan.

Dishwasher




Size
W70.8 (W1800)
W82.6 (W2100)
W94.4 (W2400)
W100.3 (W2550)
W106.2 (W2700)

Plain-K Medium

| System Kitchen

- Made in Japan / Indonesia (for the US)
- ©Made to order
- Size can be specified
- Lead time : 2month~



The culmination of artisan craftsmanship Made in Japan system kitchens

“Plain K Medium” is an original kitchen featuring large-capacity pull-out storage and simple design.

A variety of options such as IH cooking heater and dishwasher are available for various layouts.

Plain K is a fully custom-built system kitchen from Japan. There are various layouts and options to choose from.



Plain-K Medium

The popular "Plane K Petit" is popular not only for its simple design, but for its many choices of faucets and heating equipment.





In addition to the clean white color, black has been newly added as a color variation that gives an urban and chic impression. Black with low gloss tightens the space and harmonizes with modern interiors and furniture. In a one-room apartment or a two-family house, you can achieve a more realistic kitchen space at a reasonable price.



Kitchen Color



White



Black



Brown



Dark Brown



2

1. All-slide large-capacity storage

Since the partition plate is removed, pots and bowls can be stored neatly.

2. High quality & multifunctional sink

Our experience and history in the production of stainless-steel worktops and sinks tell us about our reliable quality.

3. Keep an open angle

The wall cabinet adopts a flip-up type. The door uses a flip-up hinge from Blum (Austria) that can be stopped at any angle.



3





Single Door Bases

Not openable for upper cabinet

- Cabinets without dishwasher
W 29.4inch /749mm
(70.8/1800, 82.6/2100, 94.4/2400, 100.3/ 2550,106.2/2700)
- Cabinets with dishwasher
W 34.2inch/869mm (82.6/2100)
41.2inch/1049mm (94.4/2400,100.3/2550,106.2/2700)
- H 31.4, 33.8, 35.4inch (800, 860, 900mm)
- D 23.6, 25.5, 35.4inch (600.650, 900mm)

Single Door Bases

Not openable for upper cabinet

- Cabinets without dishwasher
W 29.4inch/749mm (70.8/1800), 34.2inch/869mm (82.6/2100, 94.4/2400),
42.9inch/1019mm (100.3/2550), 46inch/1169mm (106.2/2700)
- Cabinets with dishwasher
W 29.4inch/749mm (82.6/2100), 34.2inch/869mm (94.4/2400),
42.9inch/1019mm (100.3/2550), 46inch/1169mm (106.2/2700)
- H 31.4, 33.8, 35.4inch (800, 860, 900mm)
- D 23.6, 25.5, 35.4inch (600.650, 900mm)



Single Door Bases

Not openable for upper cabinet

- W 10.6inch/270mm (70.8/1800), 17.7inch/450mm (82.6/2100),
29.5inch/750mm (94.4/2400,100.3/2550,106.2/2700)
- H 31.4, 33.8, 35.4inch (800, 860, 900mm)
- D 23.6, 25.5, 35.4inch (600.650, 900mm)


Back wall Double-Door Cabinets

- W 23.6, 27.5, 31.4, 33.4, 35.4inch (600, 700, 800, 850, 900mm)
- H 31.4, 33.8, 35.4inch (800, 860, 900mm)
- D 23.6, 25.5, 35.4inch (600.650, 900mm)

Worktop Finish



Hairline



Artificial marble



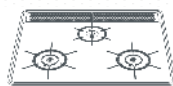
Option

Faucet



Wide range of products such as shower head faucet or water filter faucet.

Cooker




Flexible install surfaces for Gas cooker or Induction

Range hood



Range hoods with excellent design and full functions for each plan.

Dishwasher



[Worktop] Stainless steel (SUS304) hairline, artificial marble white
 [Sink] Stainless steel (SUS304) hairline / Quiet sink (optional) /
 With wire pocket sink (W1800 has no pocket sink) /
 Sink size: <W70.8/1800> W21.6/550 x D15.7/400 x Depth 7.48/190mm
 <W82.6/2100~> W29.5/750 x D14.1/360 x Depth 7.87/200mm
 [Door] Resin veneer/handle specifications
 [Base cabinet] Drawer (standard rail/silent rail), Open (only with dining side storage: push open)
 <Exterior> Resin veneer <Interior> Color veneer
 [Wall cabinet] Raised / <Exterior> Resin veneer <Interior> Color veneer
 [Country of origin] Japan



●●● **sanwa**company
COMPACT KITCHEN

Compact Kitchen · Mini Kitchen · Product Line-up

From 200,000JPY~



Float Kitchen 430



Grad 45 Compact Kitchen



KNS Compact Kitchen

From 100,000JPY~



Metallo



Mortana



Sency



Estico



Compact Kitchen 430



Pattina Compact Kitchen

Compact Kitchen · Mini Kitchen · Product Line-up

~ 100,000JPY



Cotone



Plain-K Petit



Vano



Minimorous



Rettangoro



Bony



Muji + Kitchen
Stainless Compact Kitchen



Clasico

Sency

| Compact Kitchen

made in Japan

Sency made full use of metal texture such as steel and stainless steel. Making the worktop and sides as thin as possible, it turned out in a simple, sharp and sophisticated design. The embossed paint allows a high-quality matt texture of the cabinet, and one cannot easily notice soiling on the surface with a special process.






By making the thickness of the worktop and sides as thin as possible, the elements are reduced to their limits thus giving birth to a design composed only of lines and faces that harmonizes broadly not only with the modern spaces but also with the trendy industrial ones.



White



Black



With its lean and simple design, it goes well with not only modern spaces but also trendy industrial spaces.

Worktop Finish



Stainless Hairline Vibration

Sency

Size	Worktop Material
W35.4/900	Hairline
W47.2/1200	Vibration
W59/1500	

[Size] W35.4 / 47.2 / 59 x D23.6 x H33.4 inch
(W900 · 1200 · 1500 × D600 × H850mm)
※ Cabinet height 15.7inch/400 mm
[Worktop] Sink integrated stainless-steel, hairline/vibration
[Door] Steel plate powder coating (matte finish) / Hand-made specifications
[Base Cabinet] Drawer (silent rail)/
<Exterior> Steel plate powder coating
<Interior> Steel plate powder coating
[Flat bar legs] Stainless steel (SUS304)
[Country of origin] Japan

Option

Faucet



Wide range of products such as shower head faucet or water filter faucet.

Cooker



Induction cooker

Range hood



Sency Wall Cabinet



Size	Color
W17.7/450	Black
W23.6/600	
W35.4/900	White

[Size] W17.7 / 23.6 / 35.4 x D17.7 x H15.7inch
(W450/600/900 x D450 x H400mm)
[Door] Raised
<Exterior> Powder Coated Steel Plate
<Interior> Powder Coated Steel Plate, LED lighting
[Country of origin] Japan
*Since installation conditions may differ depending on the ordinances of each local government, please contact the local fire department for details.

Construction Portfolio



Mortana

| Compact Kitchen

Compact mortar kitchen that expresses modern personality

Even if you stick to the space design, you can't find a compact kitchen that harmonizes there. "Mortana" is recommended for designers and rental owners who have such thoughts. A minimal design that reduces the feeling of living by narrowing down only the functions necessary for the kitchen. It can also be used as a sub-kitchen for single-person designer apartments, offices, stores, and two-family homes.





Mortana

Size	Cooktop Cutout
W35.4/900 inch/mm	With MOW09EAR/L
	Without MOW09ENR/L
W45.2/1150 inch/mm	With MOW11EAR/L
	Without MOW11ENR/L

Option

Faucet



Range food



Plumbing Cover



1. Stainless steel square sink with fewer rounded corners is crimped from above of the tile worktop plate for a neat fit.
2. The top and side panels are tiled with the same mortar look. The joints have a beautiful finish that does not show the edges due to the "fastening process".

Cooker



Gas cooker



Induction cooker

[Size] W35.4/45.2 x D21.6 x H33.4inch
(W900/1150 x D550 x H850mm)

[Worktop] Porcelain tile

[Sink] Stainless steel (SUS304)

[Counter auxiliary bracket] Powder Coated Steel Plate

[Accessories] Drainage trap, drainage equipment set,
Counter auxiliary bracket gray (fixing screw included)

[Country of origin] Japan, China

Rettangoro

| Compact Kitchen

made in Japan

A minimal kitchen that combines functionality and elegance
Rettangoro is an attractive new form that overturns the conventional image of a kitchen. White artificial marble that gives a stylish and clean impression. I used it and pursued a simple design. It is also recommended for a second kitchen such as a bedroom or a bedroom.





Option

Faucet



Cooker



Gas cooker



Induction cooker

Range food



[Size] W35.4/47.2 x D17.7 x H33.4inch
(W900/1200 x D450 x H850 mm)

[Worktop] Sink-integrated artificial marble matte white

[Piping cover] Made of FRP

[Accessories] Drainage trap (S trap), drainage equipment set

[Country of origin] Japan

Minimorous

| Compact Kitchen

made in Japan

Realization of a free space that is refreshing under your feet


The leg is minimized down as much as possible to have an open space under the worktop. You can put large baskets and storage boxes that normally could not fit in a general kitchen, or you can sit down with a chair to do housework.

Handmade kitchen carefully crafted by skilled craftsmen with stainless steel processing.






Spacious, easy-to-use sink.



The small part in front of the worktop is cut diagonally.



Peninsula type



Wall type

Improving a sleek impression by cutting the edge diagonally so that the top plate looks thin. By adopting a kitchen sink that can be used in a wheelchair and a shallow sink, you can use it smoothly even while sitting in a wheelchair.

Specification

Width: 29.5 / 35.4 / 47.2 / 59 inch
(750 / 900 / 1200 / 1500mm)

Height: 33.4inch Depth: 19.6 / 23.6inch
(850mm Depth: 500 / 600mm)

Finish: Body Stainless steel (SUS430) No.4

Finish: Top board stainless steel (SUS430) No.4

Load capacity: 20kg

Compact Kitchen 430

| Compact Kitchen

made in Japan

With the image of a stainless-steel box, we have pursued a simple design by eliminating the handles that give a feeling of unevenness. This is a stainless-steel kitchen that has won the Good Design Award for its "minimal style," which eliminates waste to the limit. It is easy to adapt to the background, and the layout and layout can be expanded.





[Size]
 Wall mount type: W35.4 / 47.2 / 59 x D23.6 x H33.4 inch
 (W900/1200/1500 x D600 x H850mm)
 Island type: W35.4 / 47.2 / 59 x D29.5 x H33.4 inch
 (W900 · 1200 · 1500 × D750 × H850mm)
 [Worktop] Stainless steel (SUS430) No.4 finish
 [Sink] Stainless steel (SUS430) No.4 finish
 [Door] Stainless steel (SUS430) No.4 finish/handle specifications
 [Base Cabinet] Open + Drawer (silent rail)
 [Country of origin] Japan

Design work is done by craftsmen even in small areas, and we offer high quality above the price. It is a kitchen that can meet all needs such as designers' condominiums, senior condominiums, and second kitchens.

Float Kitchen 430

| Compact Kitchen

made in Japan

The waste has been trimmed to the utmost limit and based on the popular «Compact Kitchen 430» with a sleek design, we have finished a design that pursues a more luxurious feel. Not to mention the design, the kitchen is also practical.



[Size]
 Wall mount type: W35.4 / 47.2 / 59 x D23.6 x H33.4 inch
 (W900/1200/1500 x D600 x H850mm)
 Island type: W35.4 / 47.2 / 59 x D29.5 x H33.4 inch
 (W900 · 1200 · 1500 × D750 × H850mm)
 [Worktop] Stainless steel (SUS430) No.4 finish
 [Sink] Stainless steel (SUS430) No.4 finish
 [Door] Stainless steel (SUS430) No.4 finish/handle specifications
 [Base Cabinet] Drawer (silent rail)
 [Country of origin] Japan



In order not to feel the weight of stainless steel, the legs are attached and the whole-body floats, creating a sense of openness. The support legs are machined from aluminum, and the spiral groove creates a high-class feel.



Faucet



Wide range of products such as shower head faucet or water filter faucet.

Cooker



Gas cooker



Induction cooker

Grad 45 Compact

| Compact Kitchen

made in Japan

The brand-new compact size of "GRAD 45" is packed with sanwacompany's passion for technology and design.

It realized a renewed design giving a high-class look to the kitchen and paying great attention to details, such as side panels and fastenings not showing the edge of the doors. The vibrant finish of the stainless steel softens the glossy effect thus allowing its blending with different spaces.





The use of special fastenings with the made-in-Japan excellent metal processing technology, as well as the 45-degree cuts at the joint of the drawer and cabinet, provides a beautiful sense of unity that hides small edges.

A stylish sink with sharp corners reflects Sanwa Company's craftsmanship technique. The fine vibrant finish gives a soft expression to stainless steel that obtains the typical texture of traditional Japanese handmade paper.



Worktop Finish



Stainless Hairline

Vibration (Optional)

Option

Faucet



Cooker



Induction cooker



Gas cooker

Range food



[Size]

Wall type: W47.2/59 x D23.6 X H33.4 inch
(W1200/1500 x D600 x H850 mm)

Island type/Peninsula type: W47.2/59 x D24.4/31.4 x H33.4inch
(W1200/1500 x D620/800 x H850 mm)

[Worktop] Stainless steel (SUS304) hairline, vibration

[Door] Hairline (SUS443J1), Vibration (SUS304)

[Base Cabinet] Drawer (silent rail)[Sink] Stainless steel (SUS304)
Handmade square sink / Drainage trap shape ø115mm

[Country of origin] Japan

Plain-K Petit

| Compact Kitchen

made in Japan

The popular "Plane K Petit" is popular not only for its simple design, but for its many choices of faucets and heating equipment.







In addition to the clean white color, black has been newly added as a color variation that gives an urban and chic impression.

Black with low gloss tightens the space and harmonizes with modern interiors and furniture. In a one-room apartment or a two-family house, you can achieve a more realistic kitchen space at a reasonable price.

Cabinet Color



White



Black

Finish



Hairline



Artificial marble

Option

Faucet



Wide range of products such as shower head faucet or water filter faucet.

Cooker



Gas cooker



Induction cooker

Range food



Size	W35.4 / 47.2 / 59 / 70.8inch H33.4inch D23.6inch (W900 · 1200 · 1500 · 1800mm H850mm D600mm)	
Type	Wall Type	
Color	Door	White, Black
Finishing Touch	Cabinet	<Exterior> Resin veneer <Interior> Color veneer
	Hanging cabinet	<Exterior> Resin veneer (partly incombustible) <Interior> Color veneer
	Worktop	Stainless Steel (SUS304) Hairline
	Sink	Stainless Steel (SUS304)

Cotone - Vano

| Compact Kitchen

made in Japan



Clasico

| Compact Kitchen

made in Japan





VANITY

●●● **sanwa**company

SENCY

| Vanity

made in Japan

Sency Vanity is a vanity utilizing the processing technology and materials known for its performance in the automobile industry developed into household appliances.



Vanity – Sency



DESIGN
AWARD
2019

SENCY VANITY



Option drainage cover


Taking full advantage of Japan's sheet metal working and welding techniques, the body does not use a single screw, and a sharp design was realized by minimizing the thickness of the worktop and the side panels.




The embossed satin finishing coat reduces diffused reflection, giving a fine matte look as well as a forgiving feature for hiding stains.

The minimal and clean design will fit not only a modern interior, but also the trendy industrial look.

Color



Black



White



Size	Width	23.6 / 29.5 / 35.4 inch (600 · 750 · 900mm)
	Height	15.7inch / 400mm * Top plate height when pipe cover is installed 31.4 to 35.4 inch (800 to 900 mm) *Top plate height when legs are installed: 33.4inch (850 mm)
	Depth	21.6inch (550mm)
Color	Black, White	
Finishing touch	Worktop	Stainless-steel (SUS304)
	Bowl	Faucet mounting hole : φ36mm
	Cabinet	Steel plate powder coating
Accessories	Dedicated perforated plate/perforated plate cover *Mirror, faucet, drain fitting, and stopcock are not included.	

Fine

| Vanity

made in Japan

“Fine” is a wash-stand whose frame design is the concept.

The thin frame of the stand and the matching mirror maximize the sense of space in your bathroom.



Dimensions W23.6/29.5/35.4 x H31.4 x D19.8inch
(W600/750/900 x H800 x D500mm)

Material: Polyester artificial marble



Because all of the screws are hidden within the design, Fine looks very simple and neat. Delivery is easier and the ultra-thin design allows for plenty of work-space while your bathroom is being installed.

There are two choices of color for Fine bowl, grey or white. The shelf board and drawer come in 2 color of black and white, allowing you to coordinate to suit your own personal taste.

Fine Mirror

These mirrors from the same series can be coordinated to create a sense of unity.



White 600



Black 450

Liclair

| Vanity

Create your own sophisticated wash space with your favorite wash bowl and lower stand



Float type black



Drawer type white

-“I want to create my own wash space with my favorite wash bowl and lower stand.”

-“I want to spend in a sophisticated washroom like a hotel that does not give a feeling of living.”

If you have such a request, the washbasin stand “Liclair” is perfect. Liclair is the ultimate minimal design composed of faces and lines.

The decoration has been trimmed to the utmost so that it fits easily into any washbasin. In addition, it has enough storage capacity to store small items, so you can keep the wash space clean.

Specification

Float type: W29.5/35.4 x H14.3 x D21.6inch
(W750/900 x H365 x D550mm)

Drawer type: W29.5/35.4 x H27.1 x D21.6inch
(W750/900 x H690 x D550mm)



WASHBOWL

●●● **sanwa**company

Fucca

| Washbowl

**Deep wash bowl with stylish design,
balancing trend design and daily needs**

The wash bowl "Fucca" is perfect for those people, who want to create a fashionable washroom space, but at the same time also think that practicality such as ease of use and ease of maintenance is still important.





The thin edges that can only be achieved with artificial marble, the color development that incorporates black and gray, and the matte texture are exactly the designs that meet recent trends.



White W17.7inch
W450mm



Black W17.7inch
W450mm




Gray W23.6inch
W600mm



White W23.6inch
W600mm



Material	Artificial marble
Size	W17.7 x D17.7 x H10.6inch (W450 x D450 x H270 mm) W23.6 x D17.7 x H10.6inch (W600 x D450 x H270 mm)
Storage size	D6.14 x H7.87inch (D156 x H200mm)
Faucet mounting hole	Ø1.4inch (Ø36mm)
Capacity	15L (W15.7/400) 21L (W23.6/600)
Accessories	Perforated plate cover, Accessory plate, Wall mounting screw
Maximum bowl depth	0.86inch (22.0mm)
Overflow	x
Country of Origin:	China 
	Wall-mounted



Option: Wood Plate
Size: W5.1 x D21.6 x H0.55inch
(W130 x D549 x H14mm)

Rettangoro

| Washbowl

By using artificial marble, a square shape with an edge that is difficult with pottery and a matte finish with reduced luster are realized.

The deep bowl does not have to worry about splashing water and can store plenty of water.

The seamless design makes it difficult for dirt to collect in the gaps and is easy to clean.

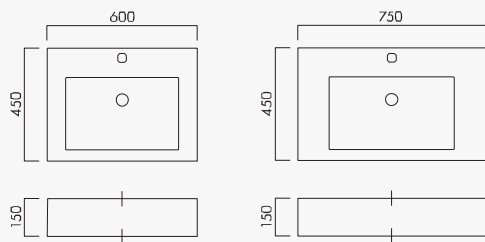




White W23.6inch (600mm)



Gray W29.5inch (W750mm)



Option



Towel bar - Stainless steel
W29.5/750



Towel bar – Black W29.5/750



Material	Artificial marble
Size	W23.6 x D17.7 x H5.9inch (W600 x D450 x H150 mm) W29.5 x D17.7 x H5.9inch (W750 x D450 x H150 mm)
Storage size	D6.14 x H7.87inch (D156 x H200mm)
Faucet mounting hole	Ø1.4inch (Ø36mm)
Capacity	8L (W23.6/600) 9L (W29.5/750)
Accessories	Perforated plate cover (with hair catcher) Accessory plate, Mounting screw
Maximum bowl depth	4.33inch (110mm)
Country of Origin:	Vietnam

Cara

| Washbowl

made in Japan

“Cara” - a washbowl of minimum thickness and flat surfaces, enabled by proud Japanese metal processing in both plating and welding.

Great performance is exerted in wet areas due to the base stainless steel with a hybrid coating (organic/inorganic) with high hardness and durability and low pollutants.



Cara



The matte monotone texture adds modern taste to a space, and open shelf provides a neat storage for bath items.

Right-angled bend process was used during plating, to realize a sharp and simple design for ultimate minimalism for any space. Unlike ceramics, high-temperature firing is unnecessary, contributing to a CO2 emissions reduction effect.

Color: White, Black, Gray



White W15.7inch
(W400mm)



Gray W15.7inch
(W400mm)

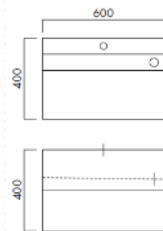
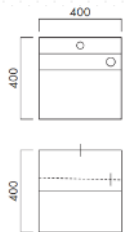


White W23.6inch
(W600mm)



Black W23.6inch
(W600mm)

Size



Material	Stainless-steel
Size	W15.7 x D15.7 x H15.7inch (W400 x D400 x H400mm) W23.6 x D15.7 x H15.7inch (W600 x D400 x H400mm)
Storage size	D6.14 x H7.87inch (D156 x H200mm)
Faucet mounting hole	Ø1.4inch (Ø36mm)
Capacity	13L (W15.7/400) 19L (W23.6/600)
Accessories	Perforated plate cover, Accessory plate, Wall mounting screw
Maximum bowl depth	4.52inch (115mm)
Overflow	x
Country of Origin:	China
	Wall-mounted



Asse

| Washbowl

made in Japan

Mastering the Trend of Thin Edge Lines

The trend in recent years has been for washbasins to have thin edges. “Asse” with stainless-steel material – has achieved a thin edge line that cannot be expressed in artificial marble or ceramic. By using a right-angled bend process taking advantage of Japanese metal processing techniques, it is only expressed as lines and surfaces without R-corners.





The user-friendly storage shelf adds an eye-catcher for the design. Drain hardware, including a perforated plate, is completely hidden to realize the beautiful design from every angle. Due to the metal material, the product is crack resistant. A hybrid inorganic/organic coating with high hardness and excellent stain and weather resistance is used for the coating.

Color: White, Black, Gray



White W13.7inch
(W350mm)



Black W13.7inch
(W350mm)

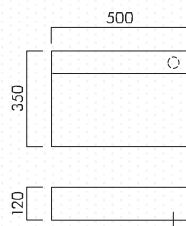
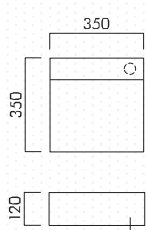


White W19.6inch
(W500mm)



Black W19.6inch
(W500mm)

Size



Material	Stainless-Steel (SUS304)
Size	W13.7 x D13.7 x H4.72inch (W350 x D350 x H120 mm) W19.6 x D13.7 x H4.72inch (W500 x D350 x H120 mm)
Overflow	x
Capacity	9L (W13.7/350) 13L (W19.6/500)
Accessories	Perforated plate, Perforated plate cover
Maximum bowl depth	3.22inch (82mm)

Orlonof

| Washbowl

Edgy design and matte texture

The edgy, sharp design, chic color, and matte texture of the painted finish create a minimalist modern washroom space.



Orlonof



A washbasin with an edgy design made from artificial marble. Make the edges stylish by making them slim to the limit.

Eliminating as much decoration as possible, the linear design that is extremely simple stands out with an edge unique to artificial marble that is impossible with pottery and glass.

The plate, on which small objects can be placed, can be moved from side to side and is easy to remove.

Color: White, Black, Gray



White



Gray


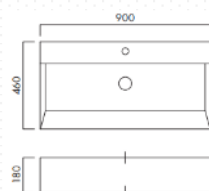
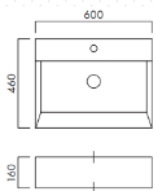


Champagne



Black

Size



Material	Engineered stone
Size	W23.6 x D18.1 x H7.08 inch W600 x D460 x H180mm W35.4 x D18.1 x 7.08inch W900 x D460 xH180mm
Faucet mounting hole	Ø1.4inch (Ø36mm)
Capacity	13L (W23.6/600) 19L (W35.4/900)
Accessories	Perforated plate cover, Accessory plate, Wall mounting screw
Maximum bowl depth	4.3inch (110mm)
Overflow	x
Country of Origin:	China
	Wall-mounted/ Table-top



Caliza

| Washbowl

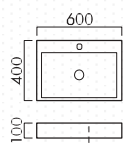
made in Japan

A stylish morning wash could change your day.

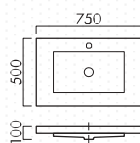
Made in Japan based on the design of Roberto Franco from Barcelona. Adopted artificial marble with heat resistance and acid resistance.



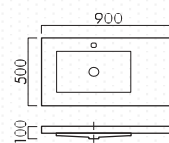
Size



W23.6 / 600



W29.5 / 750



W35.4 / 900



Material	Artificial marble (matte white)
Size	W23.6 x D15.7 x H3.93inch (W600 x D400 x H100mm) W29.5 x D19.6 x H3.93inch (W750 x D500 x H100mm) W35.4 x D19.6 x H3.93inch (W900 x D500 x H100mm)
Faucet mounting hole	Ø1.4inch (Ø36mm)
Capacity	10L (W23.6/600), 12L (W29.5/750), 10.5L (W35.4/900)
Accessories	Wall fixing bracket hardware (steel/ chrome plated finish), mounting parts
Maximum bowl depth	2.95inch (75mm)
Overflow	x
Country of Origin:	Japan

SUSCaliza

| Washbowl

made in Japan

Square stainless-steel bowl that stands out for its sharpness

Extreme form of simple design - SUSCaliza is the product made to match for any kind of space design.

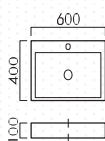
No decoration, no nothing. Just make it simple.



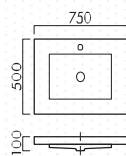
Size




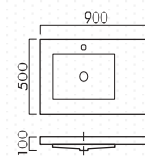
W23.6 / 600



W29.5 / 750



W35.4 / 900



Regular wash basin is made of ceramic, but SUSCaliza is made of stainless steel, which is totally different material, and it will bring you to simple form and the taste of metallic. The durable stainless-steel material ensures that the washroom space is always clean.

Thin Edge

| Washbowl

Curves and matte texture give a modern and light impression

Thin Edge" adds a modern lightness to artificial marble with its thin rounded edges and matte texture.

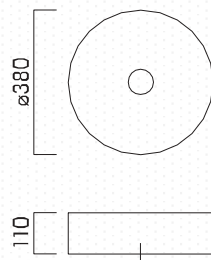


Size

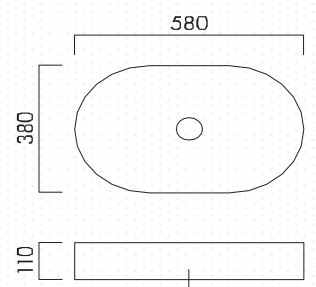
The 14.9inch (380mm) circle shape is easy to use for hand washing, and the 22.8inch (580mm) oval shape is large enough to wash your face.



White 380



Black 580



Spinning

| Washbowl

made in Japan

Formative beauty of stainless-steel material created by craftsmanship

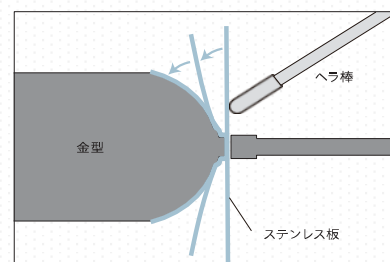
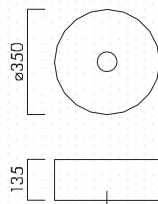
The stylish appearance of the "Spinning" is the result of a technique called "spinning" that has been handed down from generation to generation.



The product was awarded the German Design Award for its artistic beauty created by a limited number of Japanese craftsmen.



Specification
Outer size: ϕ 13.7inch (350mm) ×
Height 5.31inch (135mm)
Bowl Depth: 4.52inch (115mm)
Bowl Capacity: 5.5L
Materials: Stainless steel hairline
finish (SUS304)



Hemisphere made by a metal lathe is almost perfect circle, and circular slit and simple form express the universal beauty.



Angolo

| Washbowl

made in Japan

ANGOLO is a stainless-steel wash-hand basin designed for bathrooms with tight space constraints, e.g. for shops and bachelor apartments.

Its minimal size realized by a stainless-steel top panel with a round sink allows for effective use of space even in a narrow wash-hand space.

The 0.11inch (3mm) stainless steel top panel is strong enough to withstand hard use and is easy to clean and gives the sink both durability and a pleasant appearance.





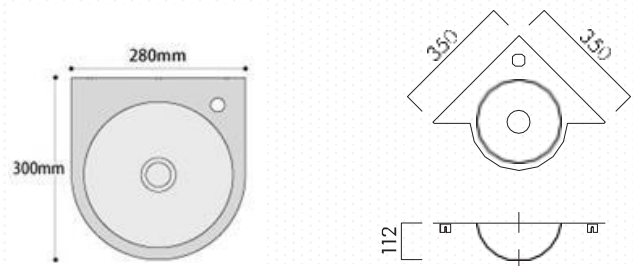
Size

The lineup includes two types: "Angolo Flat," which is installed on a flat wall, and "Angolo," which fits snugly into a toilet corner

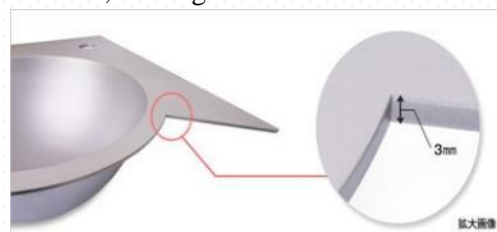


Angolo Flat

Angolo



*Faucet, drainage are excluded



Specification

Size: W13.7 x D13.7 x H4.3inch
 (W350 x D350 x H110 mm)
 Bowl Depth: 4.1inch (105 mm)
 Bowl capacity: 3.0L
 Water tap hole size:φ0.98inch (φ25mm)
 Materials: Stainless steel blast finish (SUS304)

Shiragaki En

| Washbowl

made in Japan

Fusion of Traditional Shigaraki Ware Technology and Design

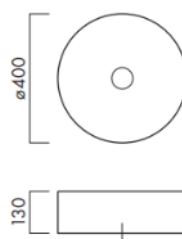
Shigaraki ware, which has been handed down from the Middle Ages to the present and is counted as one of the "Six Ancient Kilns of Japan", is characterized by its rustic taste that comes from rough clay. "Shigaraki En" brings out the pottery techniques with sanwacompany's simple design. The two monotone colors and the perfect circular form give a clean impression that is in harmony with the Japanese spirit.



Black



White



Specification
Countertop washbowl
Size: $\phi 15.7 \times H 5.11$ inch
($\phi 400 \times H 130$ mm)
Material: Ceramic (Shigaraki ware)
Without overflow
Capacity: 5L
Maximum bowl depth: 3.93 inch
(100 mm)
Country of Origin: Japan

Shiragaki

| Washbowl

made in Japan

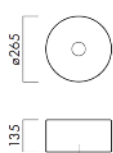
Shigaraki ware made with the utmost care

A space rich in flavor

Shigaraki" is a modern washbasin made from Shigaraki ware, which was closely associated with daily life in the Edo period. "Shigaraki" is popular for its high quality backed by tradition, which is created from high quality clay and fired with great care.

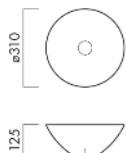


Shigaraki Roll



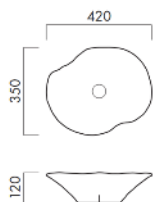
ø10.2inch
H5.3inch

Shigaraki



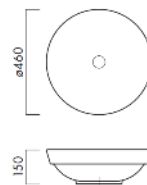
Ø12.2inch
H4.92inch

Shigaraki Mano



W13.7 x
D16.5inch
H4.72inch

Shigaraki Grande



Ø18.1inch
H5.9inch

Specification
Countertop washbowl
Ceramic (Shigaraki ware)
Without overflow
Country of Origin: Japan

Shiragaki Concrete

| Washbowl

made in Japan

Let's bring a Japanese vibe to your house with Shiragaki Concrete, a washbasin that has practical utility and harmonizes with modern spaces while reflecting the beauty and high quality of traditional Japanese crafts.



Shiragaki Concrete
Φ10.6 x H4.3inch
(φ270 × H110mm)



Mortar Sumi Mortar



Shiragaki Concrete
Φ13.7 x H3.93inch
(φ350 × H110mm)



Mortar Sumi Mortar



Shiragaki Concrete Square
W14.1 x D11 x H4.3inch
(W360 × D280 × H110mm)



Indigo Blue Sumi Mortar



Pratico

| Washbowl

made in Japan

Impact and practicality realized in a space-saving design

At 0.66inch (17cm) deep, this minimalistic design wall-mounted hand wash basin is extremely slim and space-saving bringing an edgy feeling. Using stainless steel as the base material, the minimalist design with thin edges, which makes full use of Japanese metalworking technology, makes a fresh impact on the user.





The high-back design with high hardness and durability coating also provides practicality to guard against water splashes. Durable stainless steel is used as the base steel material to achieve the latest interior trend slim edge.

Size

Material	Stainless Steel
Size	W17.7 x D6.69 x H15.7inch (W450 x D170 x H400mm)
Faucet mounting hole	Ø0.98inch (Ø25mm)
Capacity	3L
Accessories	Perforated plate cover, Accessory plate, Wall mounting screw
Maximum bowl depth	2.06inch (52.5mm)
Country of Origin:	Japan
	Wall-mounted/ Table-top



Black



White

The sharp form and achromatic black & white color can fit any space regardless of taste.

LEPTO COUNTER

Series product of slim washbasin, LEPTO. LEPTO COUNTER is new product, counter type LEPTO".

| Washbowl

made in Japan



Awarded: "iF design award. Efficient use of dead space and you can design smart atmosphere in a washroom. Counter made by cultured marble keeps clean with easy clean-up. Possible to construct the size with your space. Also, you can choose the type from "Wall-mounted type", "Placed type" and "Counter only type 2016", "Good design award 2015" and "German design award 2017"

Dimensions

Wall type: W 71.6 × D 6.69 × H 21.6 inch
(W1820 x D170 x H550mm)

Stationary type: W 71.6 × D 6.69 × H 31.4 inch
(W1820 x D170 x H800mm)



LEPTO INWALL

| Washbowl

made in Japan

Well organized limited space – this is one of Japanese sense of beauty. The concept of our product, slim wash basin Lepto, is coming from this Japanese sense of beauty.



LEPTO INWALL is our new product, as you can guess, in-wall type Lepto. Place Japanese smallest slim wash basin into your wall. It needs less space but creates simple and clean space. Cabinet hides drain pipe, and also stock some toilet paper. Choice of black color inspired from Urushi paint, or porcelain looking white color. Both mirror finish. Faucet has foamed water discharging device, which brings less water splash.

Dimensions

W 17.7 × D 6.69 × H 35.4 inch
(W450 x D170 x H900mm)

Materials: Artificial marble





Bath - Door

●●● **sanwa**company

Novum

| System-Bath

made in Japan

A system bath "Novum" that has both stylish design and functionality.

Since it is a place that is used every day, it has been renewed in consideration of its beauty and ease of use, its resistance to dirt, and its ease of maintenance.

We also offer a full range of options for upgrading the bathroom to provide a comfortable space as you wish.






Novum

A system bath "Novum" that has both stylish design and functionality.

Since it is a place that is used every day, it has been renewed in consideration of its beauty and ease of use, its resistance to dirt, and its ease of maintenance.

We also offer a full range of options for upgrading the bathroom to provide a comfortable space as you wish.





Clean Floor

The edge of the floor is raised, making it stain-resistant and waterproof. In addition, the floor surface is uneven to prevent slipping and to make it easy to dry.



Stylish without feeling like "storage"
Stainless steel mirror shelf



Bubble bath at home!

Ultra fine bubbles, which are too small to be seen by the naked eye, are generated when the water is heated and when the water is reheated. The effect is expected to have a warming effect that keeps the body warm to the core, a cleaning effect that makes it easier to remove sebum and dirt, and a beautifying effect that increases the moisture content of the skin.

Shower Booth 700

| Shower Booth

made in Japan






Elegant Shower Time Surrounded by High-Quality Design

Shower booths are ideal for today's busy lifestyles, allowing you to work up a sweat more easily than taking a bath. Enjoy a moment of healing in a premium space with both design and functionality in a space-saving design.





In addition to the existing two colors of white and black, the wall panels now come in the same four colors as sanwacompany's "NOVUM" system bath.



The floor is designed to be comfortable for wet feet, and is coordinated with the wall panels in the same color. In addition to the environmentally friendly wall panels, stylish vertical mirrors, and other high-grade components, options are available to further enhance the luxurious feel of the shower stall. Three ceiling heights and two depths are available, and the 0712 (W27.5 x D45.2 x H77.1inch) size can be arranged to suit your needs, including the option of a single swinging door.

[Basic Components] Ceiling panel: Decorative steel plate (Grace White)
 Wall panel: Decorative steel sheet (Grace White, Black Random Line, Low Light, Travertine Classico, Sumi Mortar, Low Gray) Low Gray)
 Floor panel (waterproof pan): FRP (medium white, medium gray)
 [Drainer cover and drainer trap: Resin drainer eyelet / drainer trap with hair catcher
 [Country of origin] Main unit: Japan

Traspa

| Shower booth

The space looks spacious and clean.

Minimal design wrapped in glassThe shower booth "Traspa" is designed to be as simple as possible, consisting of only the minimum number of elements. It is made of tempered glass, which is highly durable and maintains a sense of openness in the space without being overly conspicuous.






Composed of a minimum number of parts
 “Traspa” is composed of the minimum number of parts, with no waste down to the smallest detail. The corner joints have been made as thin as possible to create a beautiful shower time as if it were made only of glass.



White Floor



Black Floor



Balnea

| Half Unit Bath

A half-unit bath that realizes a discerning space is born
You want a stylish bathtub in your bathroom. However, the waterproofness of the unit bath and the ease of maintenance are also hard to get rid of. The "Balnea" has been long awaited by such people and has finally been born.



This is a so-called "half unit" that combines the advantages of a unit bath with those of conventional construction. The bathtub is designed to be easy to use, with the piping for the reheating system, which would normally be exposed between the walls, is placed under the floor. The structure prevents the drainage from the bathtub from flowing into the washing area. You can choose your favorite bathtub and tiles to create the bathroom you want.


The lower part of the space is packaged with the advantages of a unit bath, making it easy to choose wall and floor combinations.

The upper part of the space can be finished freely using conventional construction methods, and is recommended for cases with windows and beams. Enjoy coordinating with Sanwa Company's original bathtubs, which are popular for their modern design.

Wall – Floor Tile

The walls and floors are porcelain tiles with a luxurious feel. You can choose from 3 combinations.

*The combination of wall and floor tiles cannot be changed.



Ash gray

Amber

Lamp Black

Bathtub

You can combine with sanwacompany's original bathtub "Barca", or "Groovy Eight".



Barca



Groovy Eight

Bathroom door (Optional)



Swing doors
Resin surface

Swing door
Grass surface

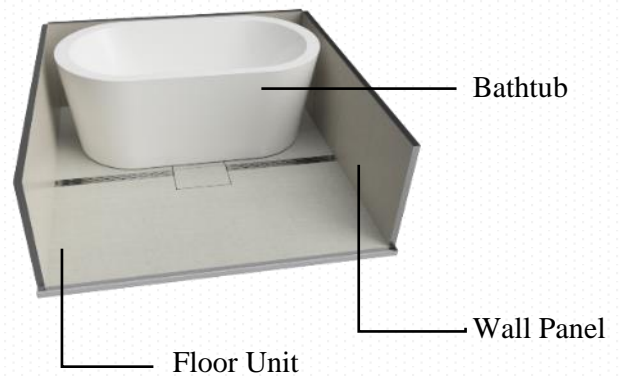
Swing door + fix window
Grass surface



Half Unit Bath – Balnea

Half Unit Type Set

Half unit type with a set of floor, waist wall and bathtub.



- [Size (internal)] W62.9 x D62.9 x H22.7inch (half wall)
W1600 x D1600 x H577 mm (half wall)
- [Bathtub] Pop-up drain plug, with overflow, with/without reheating piping, acrylic, white color
- [Floor] Split structure of floor pan of washing area and bathtub floor pan, porcelain tile (FRP base)
- [Wall] Half-wall, without /with faucet hole,
※hole position UL-13.7inch(350mm), hole pitch 7.87inch(200mm), porcelain tile (cement board base)
- [Door] Frame: Aluminum,
Surface material: Resin/toughened glass (with shatterproof film)
- [Country of origin] Japan, China

Ofree Highback

| System-Bath

Enjoy the best bath time at home, as if you were spending time in the bus space of your hotel. The headrest, which stands up in an organic form, allows you to relax and relax, giving you a sense of security as if you were wrapped up. The inside of the bathtub has a smooth texture that is gentle on the bare skin, and the outside has a matte texture with a high-quality feel. Whether you're soaking in it or looking at it as a space, you'll feel comfortable and satisfied.



Size: W62.5 x D31.4 x H28.5inch
(W1590 x D800 x H724mm)

Weight: 61kg
Capacity: 200L
Body: acrylic



プロダクトデザイナー
倉本 仁
Jin Kuramoto

The high-back type of bathtub "Ofree" was shaped with product designer Hitoshi Kuramoto.



Ofree Pillow

| System-Bath

A soft form that frees your vision and body.

Pillow type has a generous curved form that makes you want to touch it. The gently sloping headrest provides moderate support for both head and body. There is no rise as in the high-back type. It is recommended for those who want to refresh themselves with a feeling of openness. The headrest is not raised as in the high-back type. Enjoy a superb moment when both your vision and body are free!



Size: W62.9 x D35.4 x H25inch
(W1600 x D900 x H635mm)

Weight: 36kg

Capacity: 195L

Body: Acrylic

(Only the outside has a matte finish)

Legs: Adjustable height with adjuster
(approximately 0.4inch (10mm))

[Country of origin] China



A seamless fluffy texture is reproduced

Quadro Slim

| Door

Glass partitions of high quality design

"Quadro Slim" is an extension of the ancient Japanese sliding door culture. The minimalist design with a 0.62inch (16mm) frame and glass inlay creates a connection between spaces and creates a quality atmosphere of unobstructed space.




Two frame colors, black and white, and four glass colors, clear, white, bronze, and gray, are available.

Quadro Slim

It functions as a partition that keeps a delicate sense of distance as if there is a "fusuma" in the same space.

The minimalist design with glass inlaid in a 0.62inch (16mm) frame creates a connection to the space and creates a high-quality atmosphere with nothing to shield.





Unparalleled high-end luxury fittings expand the possibilities of space production



Noppo

| Door

made in Japan

The 94.4inch (2400mm) height of the fittings

The "NOPPO" boasts a height that reaches up to the ceiling, a color range that can be coordinated with sanwacompany's storage and other products, and an abundance of item variations.

The new addition of a slim frame that gives a more minimalist impression and an in-wall sliding door that fits neatly even when left open have improved the ability to respond to spatial design needs.



White

Black

Gray



Smoke green


Grayish wood


Black walnut



White oak

American cherry





Noppo



Door - Noppo



Mr.DELICATO

| System storage


made in Japan



Mr.DELICATO



Aluminum shelfIt is a shelf board with a sharp design that eliminates unnecessary lines to the limit.



Aluminum pole
3 different heights of 92.5/100.3/106.2inch (2350/2550/2700mm) according to application. *Two types of partitions are available.



Aluminum cabinet, available in 3 types: drawer/single-sided flap/double-sided flap. The acrylic panel on the door creates a stylish space.



Pipe hanger
A pipe hanger made of the same material as the aluminum pole creates a closet with a sense of unity.

Size	Ceiling height: 92.5/100.3/106.2inch (2350/2550/2700mm) , standard width for each part: 31.4/47.2inch (800/1200mm)
Material	
Aluminum Pole	Aluminum anodized aluminum extruded material (silver), leg adjuster type, metal fittings made by UNIQLO, resin cover (silver)
Aluminum Shelf	Aluminum alumite extrusion material (two-part integrated type), Fixing bracket: UNIQLO (silver)
Aluminum cabinet Drawer Type	Aluminum anodized aluminum extrusion (silver), 1 drawer rail, wooden bottom plate
Aluminum cabinet Single-sided flap type	Aluminum anodized aluminum extrusion (silver), downstay fittings, 1 shelf included
Aluminum cabinet Double-sided flap type	Aluminum anodized aluminum extrusion (silver), downstay fittings, 1 shelf included
Pipe hanger	Aluminum anodized extruded material (silver)

Pittala

| Custom-made storage


made in Japan

**"Store" and "Decorate", the storage you envision.
Perfectly realized in an ideal shape**

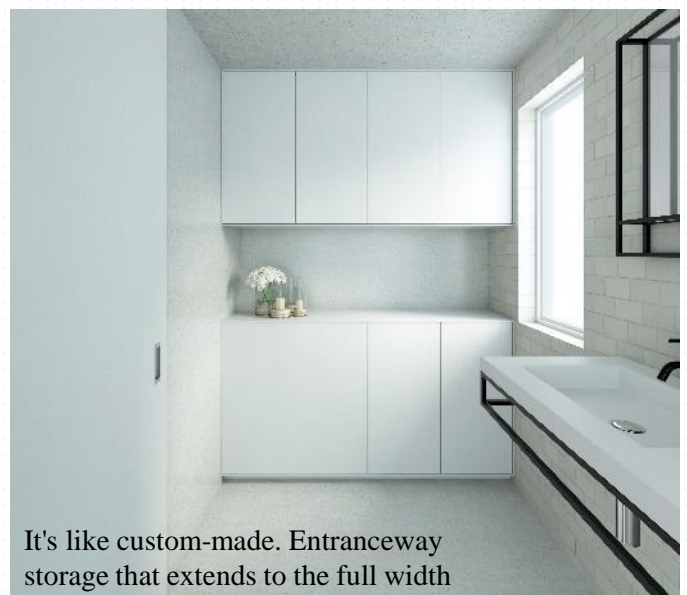


Floating wall storage for “attractive storage”

Pittala



Furniture-like cupboard with a depth of 19.6inch (500mm) for the kitchen



It's like custom-made. Entranceway storage that extends to the full width

Pittana

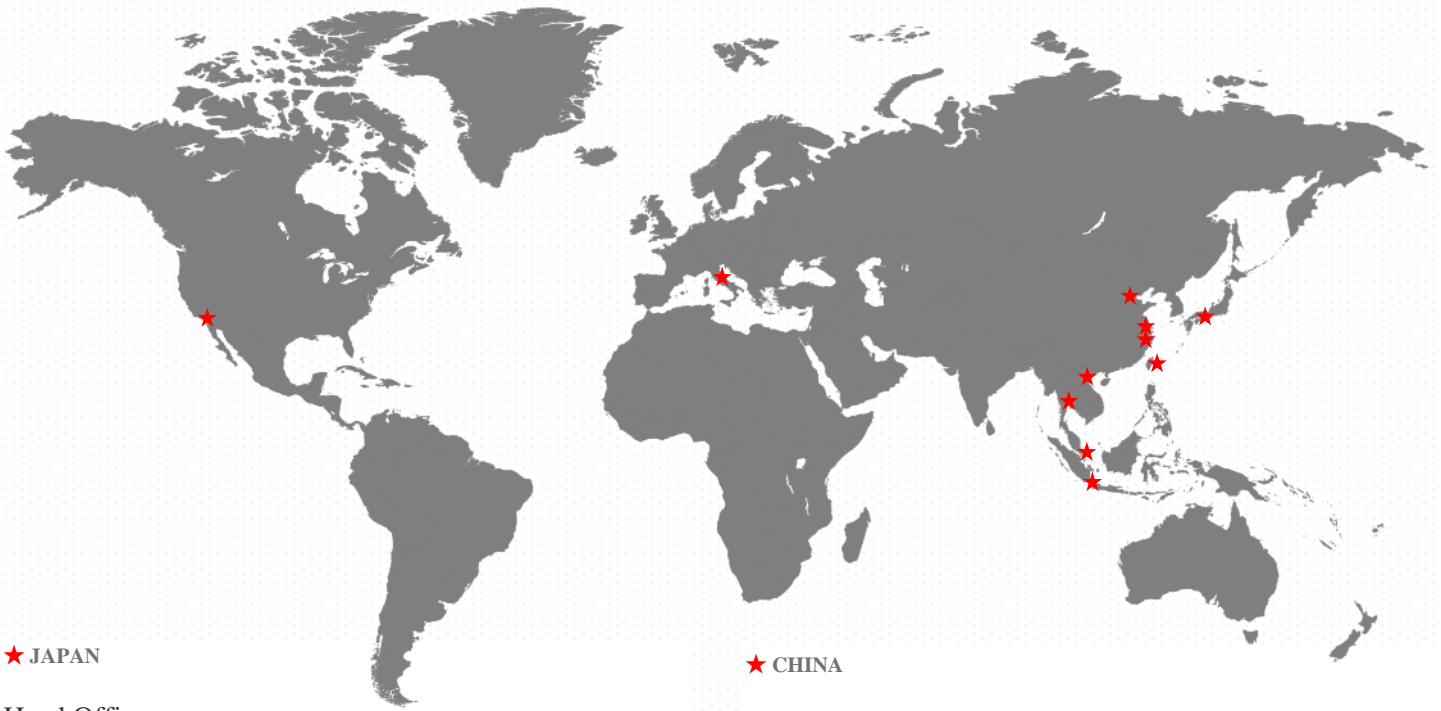
| Custom-made shelves

made in Japan

A single shelf that can be neatly displayed



The design is such that only one thin plate emerges. Also recommended in combination with Pittala!



★ JAPAN

Head Office
sanwacompany ltd.

Address:
19-19-21F, Chayamachi Kita-Ku, Osaka, 530-0013, Japan
Website: <https://info.sanwacompany.co.jp/en/>
Mail: global@sanwacompany.co.jp

★ INDONESIA

Distributor
PT.HOU-TECH TRADING

Tel: +62 813 3456 7412
Address: RUKAN GOLF ISLAND BLOK I
NO.2 Jalan Pulau Maju Besama Pantai, Indah Kapuk Penjaringan,
Jakarta Utama, DKI Jakarta 14470
Mail: saktyrajasa@gmail.com

★ TAIWAN

Distributor
Watanabe Pipe Taiwan Co., LTD

Address:
7F.-4, No.141, Sec. 1, Keelung Rd., Xinyi Dist., Taipei City,
Tel: +886 2 2768 2929

Distributor
You Hing International Co., Ltd.

Address:
No. 3, Daan Road, Shulin District, New Taipei City
Tel: +886 915156507

★ THAILAND

Distributor
The Selective Company Ltd.

Address:
<office> 637/1 Promphan 1 Building, 4th Floor (406-407), Lat Phrao
Road, Chom Phon, Chatuchak, Bangkok 10900
<showroom> 1035 (room714 B building) Phloen Chit Rd, Lumpini,
Pathum Wan, Bangkok 10330
Tel: +66 0 9 5662 9239
Website: <https://www.the-selective.co/>
Mail: info.theselective@gmail.com

★ CHINA

Distributor

Hangzhou Sanwu Decoration Technology Ltd.

Address: <showroom>
Room1104, Bosheng Building, 1912 Binxing Road,
Binjiang District Hangzhou, CHINA
Tel: +86 4006358135

Shanghai Sanwu Architectural Design Co., Ltd.

Address: <showroom>
No.1108, Zhenbei Road, Putuo District, Shanghai,
China Red Star Macalline, South Building-B8218
Tel: +86 13917732013

Ningbo Xiyun Technology Co., Ltd.

Address: <showroom>
1st Floor, Fuyue City, Nanmen Street, Haishu District, Ningbo City
Tel: +86 15869360809

★ USA

Branch

sanwacompany USA Inc.

Address:
21221 S Western Ave UNIT 215, Torrance, CA 90501
Mail: global@sanwacompany.co.jp

Distributor

NIKKA U.S.A. CORP.

Address: <showroom>
18541 Hawthorne Blvd. Torrance, CA 90501
Tel: +1 310 616-5211

★ SINGAPORE

Distributor

Retro Colony Pte Ltd.

Address:
<showroom> 2rd Floor, 19 Niven Road Singapore 228366
Tel:+65 6259 2609
Website: <https://www.retrocolony.com/>
Mail: sales@retrocolony.com

